



GrandBridge
ENERGY

C&I ENERGY MANAGER PORTAL

VALUE OF ENERGY MANAGEMENT

Electricity is a major operating expense for businesses today and the most effective way for you to control costs is to understand how and when your facility uses energy.

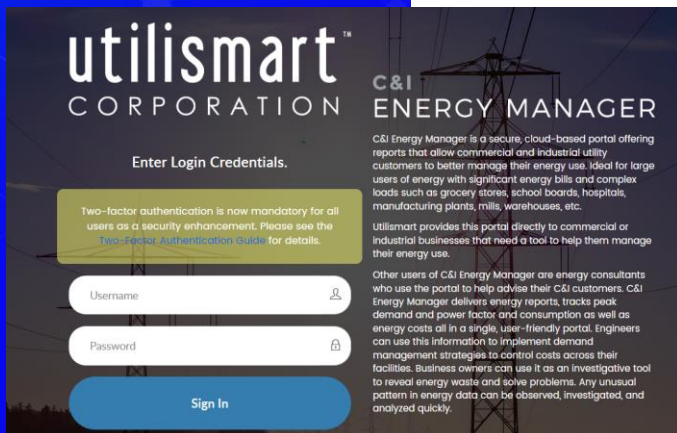
Using the Commercial & Industrial Energy Manager Portal (C&I Energy Manager) offered through GrandBridge Energy, you have access to current information on your facility's energy profiles.

Recognizing trends in demand (kW) and consumption (kWh) can help you identify opportunities in your facility for smart energy management or efficiency projects.

This guide will provide you with an overview of how to access your account information and track your energy performance through the Energy Portal. For more information on your account please contact GrandBridge Energy directly.

HOW TO USE THE ENERGY PORTAL

Using the Energy Portal, you'll be able to view hourly usage and demand as well as download of your historical information including demand profiles and consumption charts. Follow the website link to sign in <https://grandbridgeenergy.com/>



USERNAME & PASSWORD

- **CONFIGURE NEW USERNAME & PASSWORD**

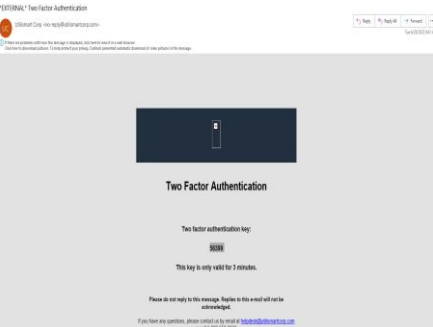
To set up a new login for your facility, please contact: bpsettlement@grandbridgeenergy.com

- **FORGOTTEN USERNAME OR PASSWORD**

Follow the Forgot Password? Prompt on the login screen to have your password reset.

IMPORTANT NOTES

- The first time you login, you'll be prompted to reset your password. New passwords must be 8 characters or more, and include a special character and one capital letter at a minimum
- Keep us updated on staff changes to protect the security of your data
- Multiple facilities within the GrandBridge Energy service area can be aggregated together for ease of use
- Access meter data reports by selecting your facility (click on the facility name at the starting page) and one of the desired reports under METER DATA menu



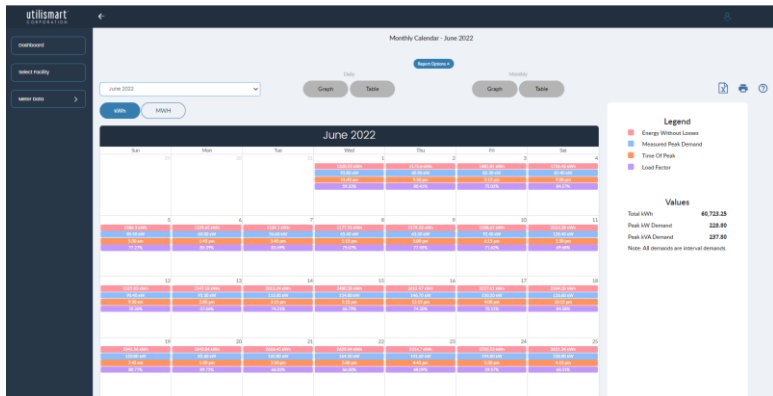
TWO FACTOR AUTHENTICATION

In addition to your password, you will be required to enter a code for two-factor authentication that you can elect to receive by either text message or email. This code along with your password will be required at each login and the code will change (a new email or text will be received) at each password change.

MONTHLY CALENDAR VIEW

This view provides you access to daily:

- Consumption (kWh)
- Peak demand (kW)
- Time peak demand occurred
- Load factor (%)



As well as a summary table to provide you with key details about your performance for the month, toggle between months by using the report options.

LOAD DURATION GRAPH

This report provides information that shows you how much of the time your facility is running at different demand levels during a given month. The graph is based on the available demand values for the month to date.

Load Duration Graph report provides you with immediate feedback on electricity utilization efficiency. Use this report to validate your retrofit investments.



DATA DOWNLOAD

This function provides the opportunity to download your demand data for a selected time period using data parameters. The system is optimized to download two years' worth of data at a time from the start date of your account.

Compare weeks to find trends in data related to days of the month.

Do your peaks correspond to unique process or piece of equipment?

How does your consumption compare on non-production days to days when you're in full operation?

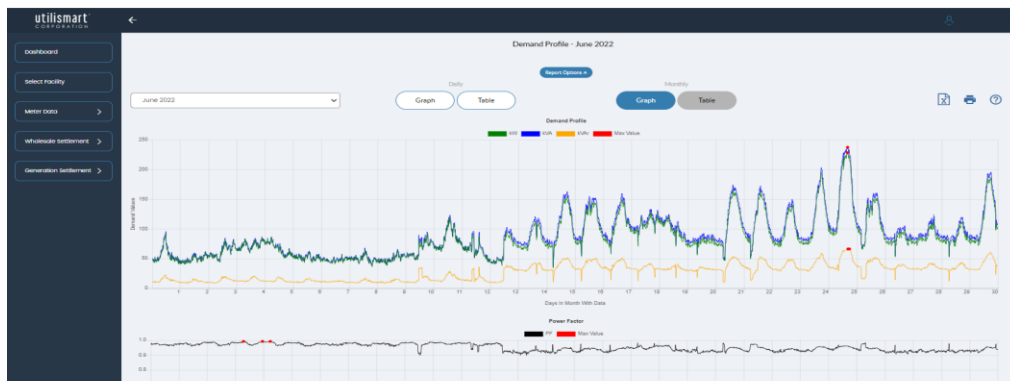
Answers to these questions can be the key to identifying energy savings opportunities.

This could be used to document savings achieved from large energy efficiency projects you've undertaken.

DEMAND PROFILE

Your demand data is available in a variety of formats:

- Daily profile (5 min data) kW graph
- Daily table (5 min data)
- kW, kVAR, kVA & Power Factor
- Monthly profile (5 min data) graph

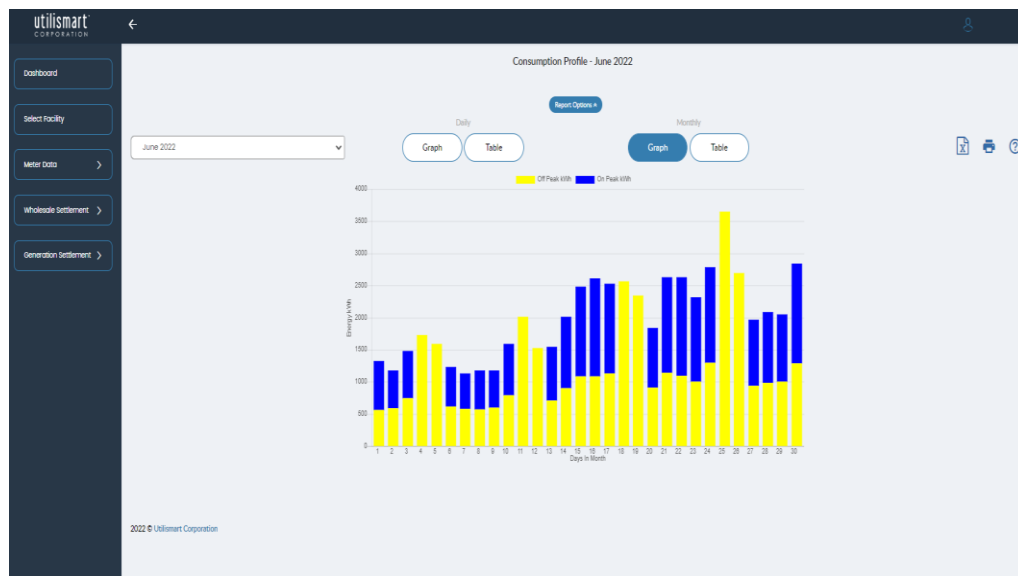


Use the navigation tool at the top of the screen to toggle between the reporting options.

The monthly view is a quick overview of your company's load shape (demand profile) for the entire month. Differences in load shape between working days and non-working days, between Mondays and Fridays, between first of the month and end of the month, etc. can be quickly reviewed all from one graph. Immediate comparisons of daily peaks can be helpful in identifying efficiency opportunities.

CONSUMPTION PROFILE

This report provides a breakdown of energy (kWh) for on-peak and off-peak periods. On-peak periods are 7a.m. – 7p.m. Monday through Friday (excluding holidays). The Consumption Profile data table displays usage as totals for each day (monthly) or totals for each hour (daily). Use the navigation tool at the top of the screen to toggle between reporting options.



Most Asked Question:
“What was I doing the day I set my demand peak?”

Using the daily Demand Profile for the peak day, you can see the load shape for the day your peak was set. Was the demand peak simply a slight increase over the demand on the rest of the day or was there a sudden, short demand “spike”?

If the spike is occurring in the first 30 minutes of the work day or immediately following a break it could be due to equipment start up. If not, it could be that your process is driving the peak.

Consider an equipment survey to determine what measures are driving your peak.

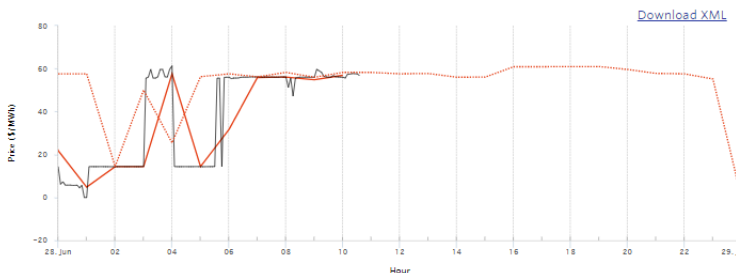
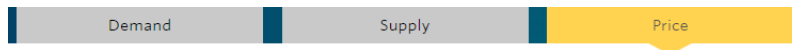
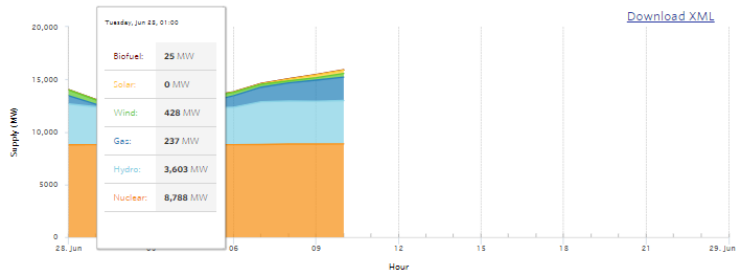
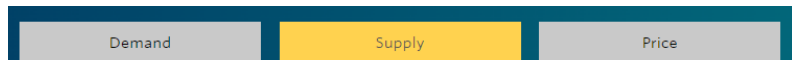
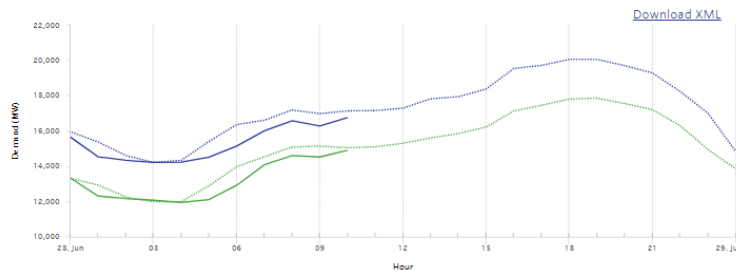
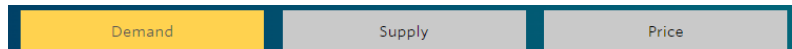
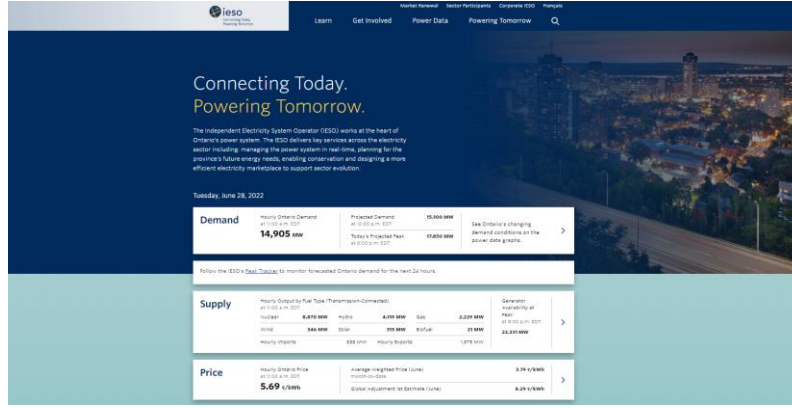
FAQ: “How can I estimate my electricity cost”

Using the Consumption Profile, you can compare production quantities to the kWh of energy consumed during production days.

INFORMATION ON ONTARIO'S ELECTRICITY RATES

A key driver for managing your energy costs relate to the market price for electricity. The Independent Electricity System Operator (IESO) determines the Hourly Ontario Energy Price (HOEP). You can monitor forecast and current market rates by visiting the IESO's website: <https://www.ieso.ca/>

GrandBridge Energy Inc. also keeps its customers up to date with current rates and charges. That information can be found by visiting our website at <https://grandbridgeenergy.com/> or email us at bpsettlement@grandbridgeenergy.com.



CONTACT US - STAY CONNECTED

To find out more about the services and support offered by GrandBridge Energy Inc. please contact us at <https://grandbridgeenergy.com/>.